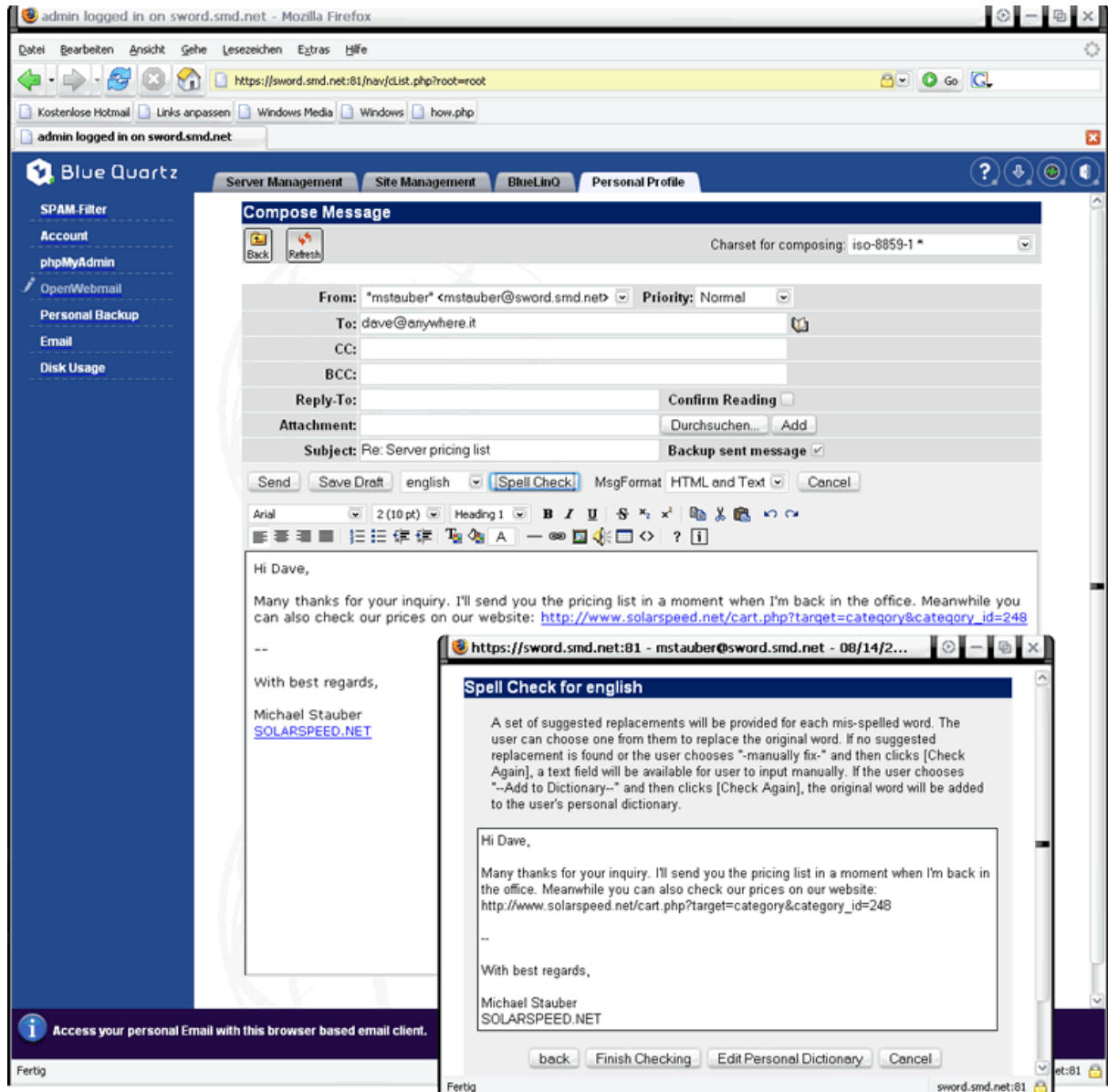


Server Administrator Manual





Introduction

OpenWebmail is a web based Email-Client, which allows users on a BlueQuartz server to read and write emails – with a web browser.

This is ideal for quickly checking emails when away from home or from someone else's computer – without the need to configure an email client such as Outlook.

OpenWebmail comes with many built in functions, like spell checking, WYSIWYG (“what you see is what you get”) editor for emails, address book and calendar.

You can also use it to fetch emails from any remote POP3 server and consolidate multiple different email accounts into one and much more.

The way we install OpenWebmail will allow you to both access it in-line in the GUI (through “Personal Profile” and “OpenWebmail”, or through <http://www.domain.com/webmail> or <http://www.domain.com/openwebmail>)

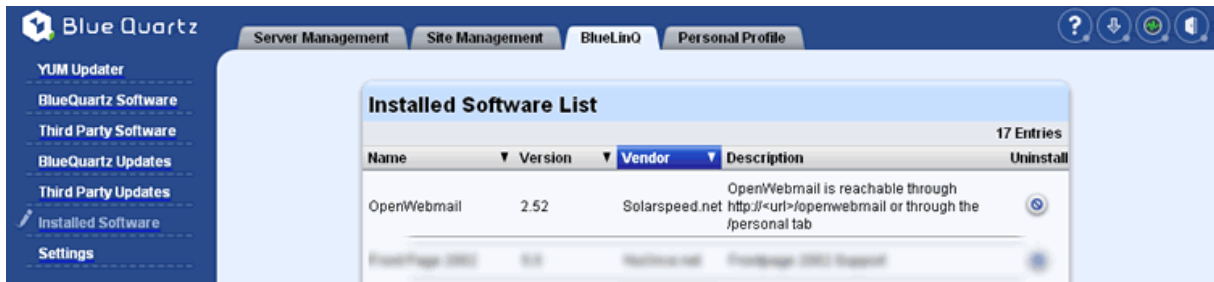
To provide you with the most straightforward way on installing and using the OpenWebmail, the software is available as self installable PKG file, which you can install yourself. Either through the GUI interface, or from the command line.

PKG installation

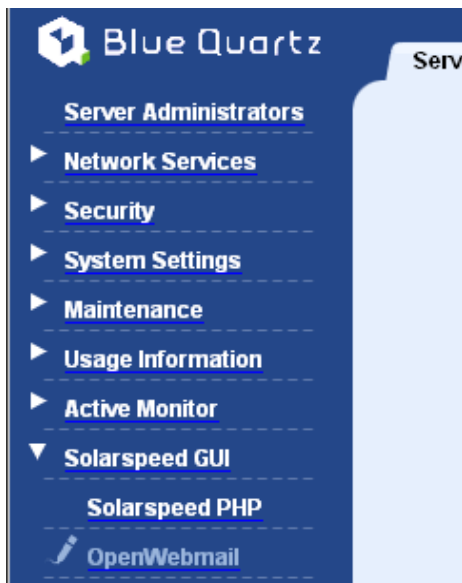
When you have purchased the software and downloaded the PKG file to your workstation, you can install it on the server by logging in into the GUI interface as admin. Click on “BlueLinQ”, “Third Party Software” (“Third Party Updates” works as well) and then choose upload.



Once the PKG is installed, click on “Installed Software” and you should see it listed:



Now it is time to activate the software:



OpenWebmail needs a license key for each server it runs on.

To get a license key, click on “Server Management” and you should see a new menu entry on the left side: “Solarspeed GUI”. Click on it to expand and you will see the entry “OpenWebmail”.

When you click on “OpenWebmail”, you will see the the menu which is available in

Click on “License” and you will see the menu shown on the next page of this document:



Solarspeed.net OpenWebmail-2.52 for CentOS + Blue Quartz



Product License

License management:

Customer Name: Michael Stauber

Customer Email: mstauber@solarspeed.net

Company Name: Stauber Multimedia Des

Server Key: ----- SERVER ADAPTER DATA -----
S71T7X23EGkjr1HOKJ/7CMhEMuDqBxb5
u8O2ONvRh3AAmzg6Fo/1D11uKK3f8xvd
vT54tS+QMaA4p0D6cO1rTTs1f24a7k1a
68mXSBSG0Zglc6vfBuAJGMrsarFa2R1x
VjoJ9FD1TA7/P/NOuTOLT8OGW+g/Ih9P
c/==

Product Key: ----- LICENSE FILE DATA -----
74029603rnhsPhUm5/jAQ7MuGnKb2ORe
yL1f2Iu3hxBr1y7GBoRw1Mp/e7OJrXJ3
6uTtay9B0ghmSEvBvYLnbgSes5vv4G
0+suvcEs7/YA6S0d1b9P1Y9cR6oaJWB1
PIEyyfkrMOr7xWyCYBcNOwOpAdv1gn
sprU3yqLncLq2ydCDTGVcBwnShpFC3V5
pp7FM02roIqp9sAqo39zj/hK3Q+eXCFw
proWLaasTtnHUV9s+7fK6G8VTzI9fHX

License key generation and installation:
This software is under copyright of Stauber Multimedia Design
(<http://www.solarspeed.net>).
A license is required for the software to work. The license can be obtained by
purchasing the software in our online store at <http://www.solarspeed.net>.
If you have purchased the software and have no License Key yet, then first fill in your
name, email address and company data. Then click on the "Save" button. Once that is
done, click on the "Email Key Request" button to email your "Server Key" to
keyrequest@solarspeed.net. When we have received and validated your key request,
we will email you a keyfile which you can post into the field "Product Key". Once you
have posted the key click on the "Save" button again. As soon as a valid key has been
entered, the product is unlocked and ready to run.

For more information please refer to the PDF manual.

Manage your OpenWebmail License.

You need to fill in the fields “Customer Name”, “Customer Email” and “Customer Company”.

The box “Server Key” will already be filled out. It contains encrypted data which is generated by the environment of your server (host name, domains, IP addresses, MAC addresses, system environment, etc.) and helps us to bind the software to a specific server.

If you already have a “Product Key”, you can directly enter it into the “Product Key” field and press “Save”.

If you do not have a “Product Key” yet, click on “Save” first (to store your name, email address and company name). Then click on “Email Key Request”.



Once you do that, an email is sent to Solarspeed.net which contains your name, email address, company name and the encrypted "Server Key". We then generate a "Product Key" which we will email to you as soon as possible.

Please keep a copy of this key on file, as you may need it again if you ever need to do an OS restore and reinstall of the OpenWebmail PKG.

Once you have the key, enter the key into the "Product Key" fields and press "Save". Your OpenWebmail client is now ready to use.

Please note:

The "Product Key" does not expire. It will also work for any future version of the OpenWebmail. If you want to run OpenWebmail on more than one server, then you need to purchase multiple Product Keys. Bulk deals are available.



Copyright, License and Disclaimer

Copyright:

This software and its documentation is © 2005-2006 by Michael Stauber of Stauber Multimedia Design (<http://www.solarspeed.net>). Redistribution or resale of the software without explicit permission is not allowed. The documentation may be copied freely, as long as it is distributed in full and without any changes or modifications.

License:

The software "Solarspeed.net OpenWebmail" can be purchased through the Solarspeed.net online store at this URL:

http://www.solarspeed.net/cart.php?target=product&product_id=16179&category_id=250

The price for a single server license is 35,- EUR. The PKG of the software will be provided upon purchase for self install. Install of the software through a Solarspeed.net technician is available free of charge.

After the installation a "Product Key" (a.k.a. License) is required to unlock the software. The "Product Key" can be requested through the GUI interface and will be delivered by email. If the software is installed by one of our technicians, then a key will immediately be installed with the software.

The key is non transferable and binds the software to the server. In case of a hardware defect and/or replacement of the server or change of ISPs a new "Product Key" may be requested for the new server. Usually this key for the new server will be provided free of charge, but if we suspect fraud, we may reserve the right to charge for the new Product Key.

A License includes free updates of the software for one year (12 Months), starting with the day of the purchase. Updates will be delivered through the YUM update mechanism or in form of an updated PKG file which can be downloaded in the member section of our website.

Disclaimer:

We have tested this software carefully under various circumstances which mimic the most common scenarios that one might encounter during backing up and restoring a BlueQuartz server appliance. Yet - complex program code is seldom fully free of errors. So while the software might have worked 100% fine for us and for most of our clients, it can be that it still contains errors which you might eventually run into.

If you encounter problems with the software, please contact us, so that we can resolve this issues: <http://www.solarspeed.net/cart.php?target=help&mode=contactus>